


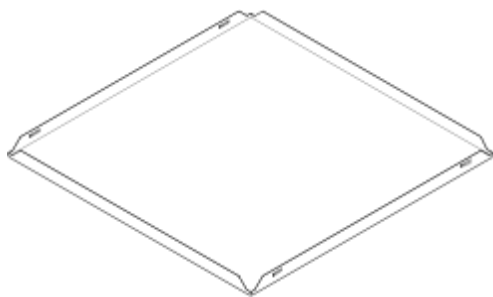
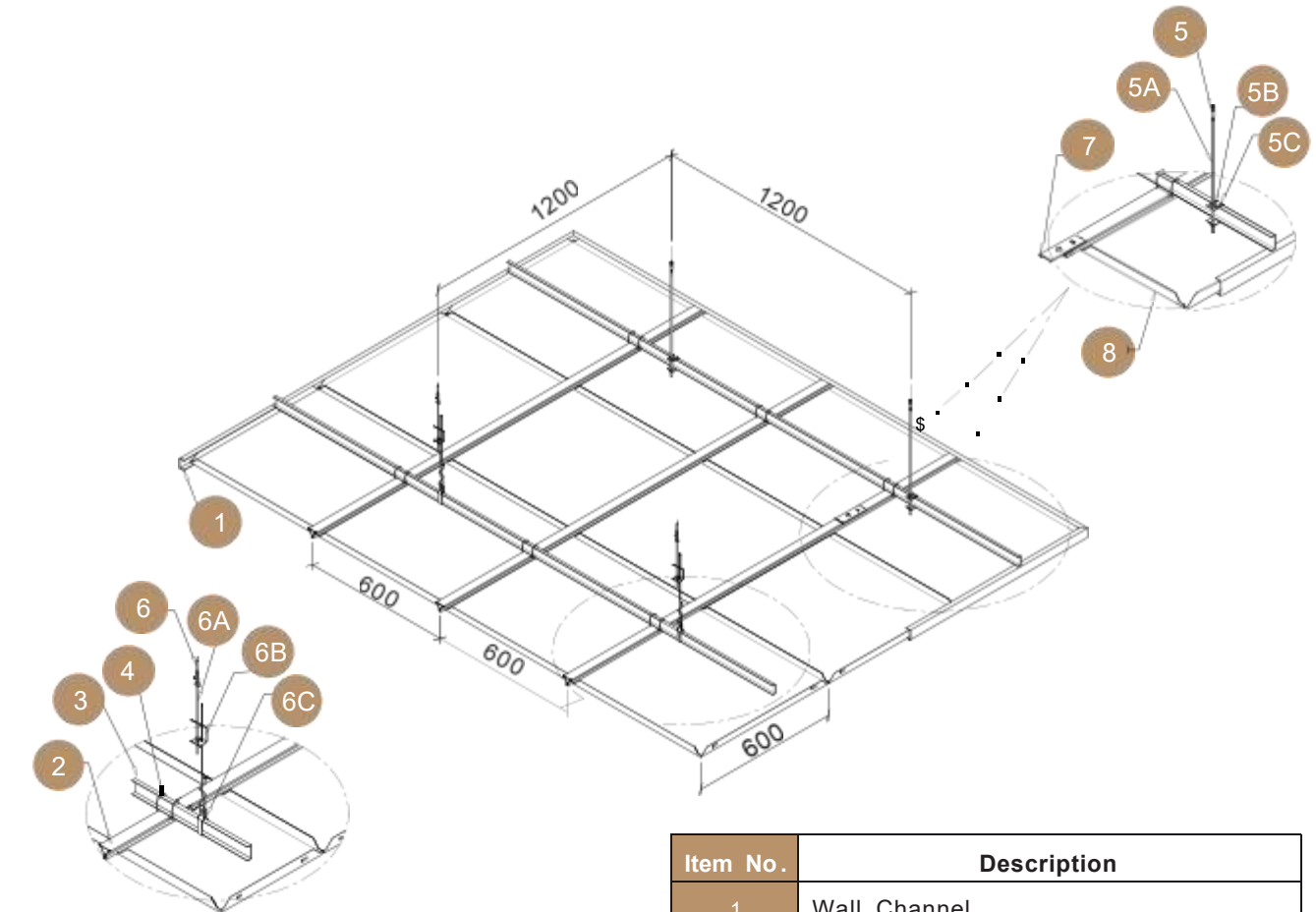
# C E I L I N G   T I L E S   &   B O A R D S



## METAL CEILING TILES (PLAIN, ACOUSTIC)

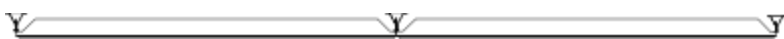
# METAL CEILING TILES ( PLAIN, ACOUSTIC )

## Metal Ceiling Tile - Clip In System




Clip In Tile (600 X 600)

Item No.	Description	
1.	Wall Channel	
2.	Spring Tee	
3.	C Channel (MC 38)	
4.	Furring Clip	
5.	Fisher Steel 6MM	Rod System
5A.	Threaded Rod 6MM	
5B.	Nut 6MM	
5C.	C Channel Rod Bracket	
6.	Ceiling Nail	Seam System
6A.	Seam	
6B.	Double Spring Clips	
6C.	C Channel Seam Bracket	
7.	Spring Tee Connector	
8.	Metal Ceiling Tile (Clip In)	



Clip In System (Concealed)

## METAL CEILING TILES ( PLAIN, ACOUSTIC )



### Installation Guide

- . The wall channels are first fixed to the required ceiling levels.
- . The hangers (seam / rod) are then fixed to the ceiling slabs at 1200 mm c.c.
- . The c channel (MC 38) are then attached to the hanger and aligned to the ceiling level at 1200mm c.c.
- . The spring tee are then fixed to the c channel at 600 mm c.c. with furring clips.
- . The Clip In tiles are then fixed to the spring tee.

### Description

Metal Ceiling panels are available in a wide range of patterns and finishing to meet any performance and aesthetic demand.

The Lay In and Tegular ceiling panels are ideal for all buildings. They can be easily removed allowing a practical access to the void as well as a routine inspection of the equipment.

Clip In panels are ideally suited to hospitals where smooth and washable surface are required for hygienic reasons.

All the ceilings can be supplied with suitable modular light fixtures that are easy to install.

Panels can be perforated and provided with a sound absorbent tissue on the back, making them excellent for acoustical properties.

### Clip In

Clip In is a system characterized by a concealed grid, which gives the ceiling a monolithic appearance.

The panels are especially suitable for buildings where smooth and washable surface are required for hygienic reasons.

### Technical Properties

#### Material & Thickness

- . Pre Painted - Aluminium: 0.50mm 0.60 mm 1mm

#### Modulation

- . 600 X 600 mm, Beveled Edge

#### Grid

- . Clip In (Concealed)

#### Testing Standards

- . ASTM E84 ,classified under class A
- . ASTM C423 - 02A, NRC : 0.60

#### Weight (Panel)

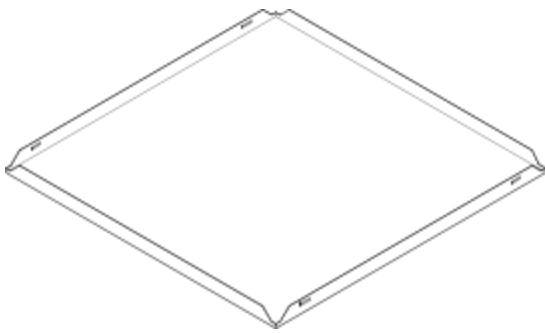
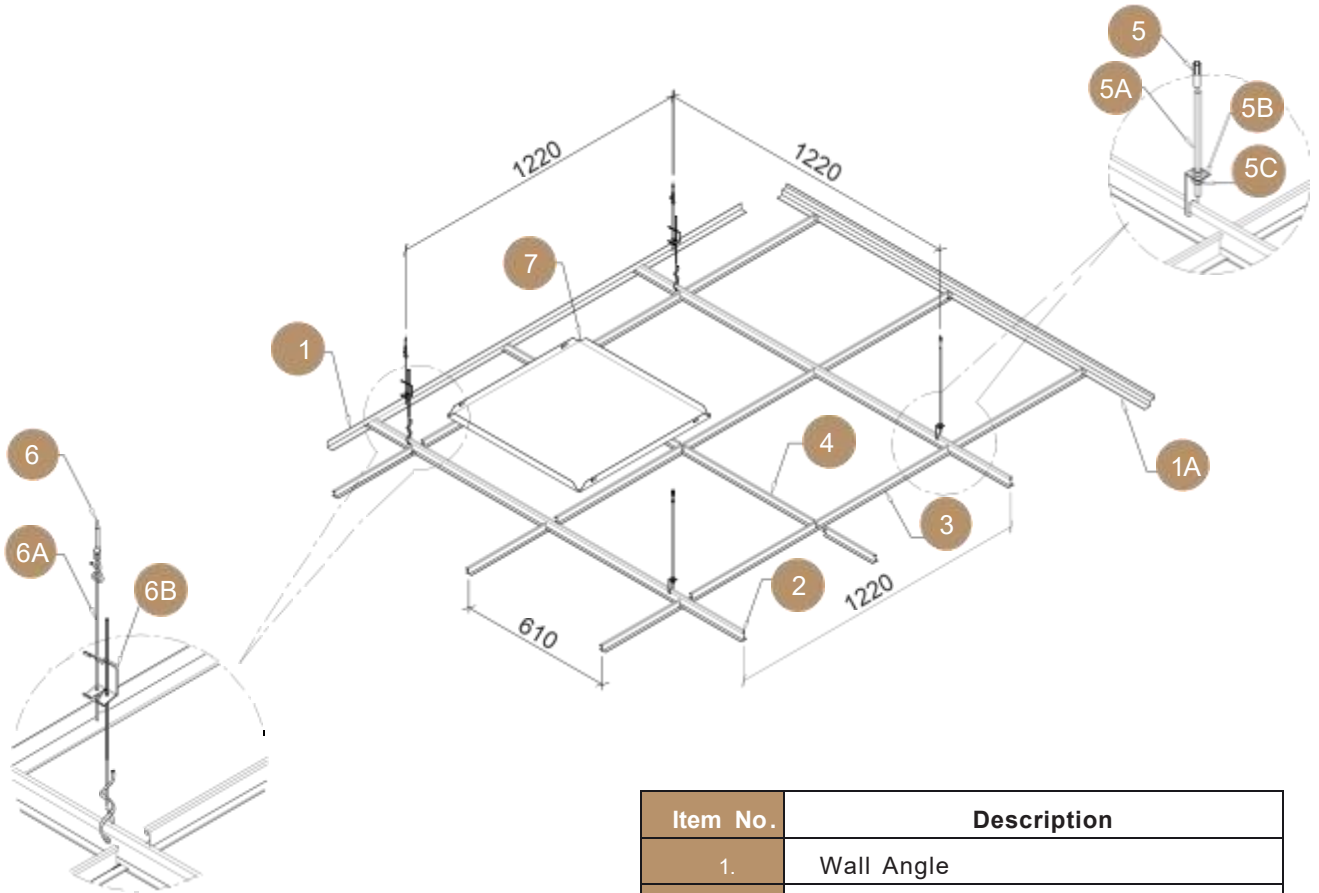
- . Aluminium thickness 0.50 mm      1.58 Kg / Square Meter
- . Aluminium thickness 0.60 mm      1.90Kg / Square Meter
- . Aluminium thickness 1.00 mm      3.16 Kg / Square Meter

#### Colors

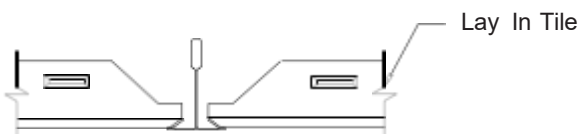
- . White: RAL 9010
- . Silver (Grey Metallic) : RAL 9006
- . Other colors are available based on minimum ordering quantity.

**METAL CEILING TILES ( PLAIN, ACOUSTIC )**

**Metal Ceiling Tile - Lay In System**



Lay In Tile (600 X 600)



Exposed System Imperial (Lay In Tile)

Item No.	Description	
1.	Wall Angle	
1A.	W Angle	
2.	Main Runner ( 12ft)	
3.	Cross Tee (4ft)	
4.	Cross Tee (2ft)	
5.	Fisher Steel 6MM	Rod System
5A.	Threaded Rod 6MM	
5B.	Tee Rod Hanger	
5C.	Nut 6MM	
6.	Ceiling Nail	Seam System
6A.	Seam	
6B.	Double Spring Clips	
7.	Metal Ceiling Tile (Lay In)	



## METAL CEILING TILES ( PLAIN, ACOUSTIC )



### Installation Guide

- . The wall angles or w angles are first fixed to the required ceiling levels.
- . The hangers (seam / rod) are then fixed to the ceiling slabs at 1220 mm c.c.
- . The main runner (12ft) are then attached to the hanger and aligned to the ceiling level required at distances of 1220 mm c.c.
- . The cross tee (4ft) are then attached to the main runner (12 ft).
- . The cross tee (2ft) are attached to the cross tee (4ft).
- . The Lay In tiles are then fixed

### Lay In

These square edge panels are fixed into an exposed grid system that allows an easy ceiling installation while providing a total access to the void area.

### Technical Properties

#### Material & Thickness

- . Pre painted aluminium: 0.50mm ,0.60 mm, 1mm

#### Modulation

- . 600 x 600 mm

#### Grid

- . T 24mm (Imperial)

#### Weight (Panel)


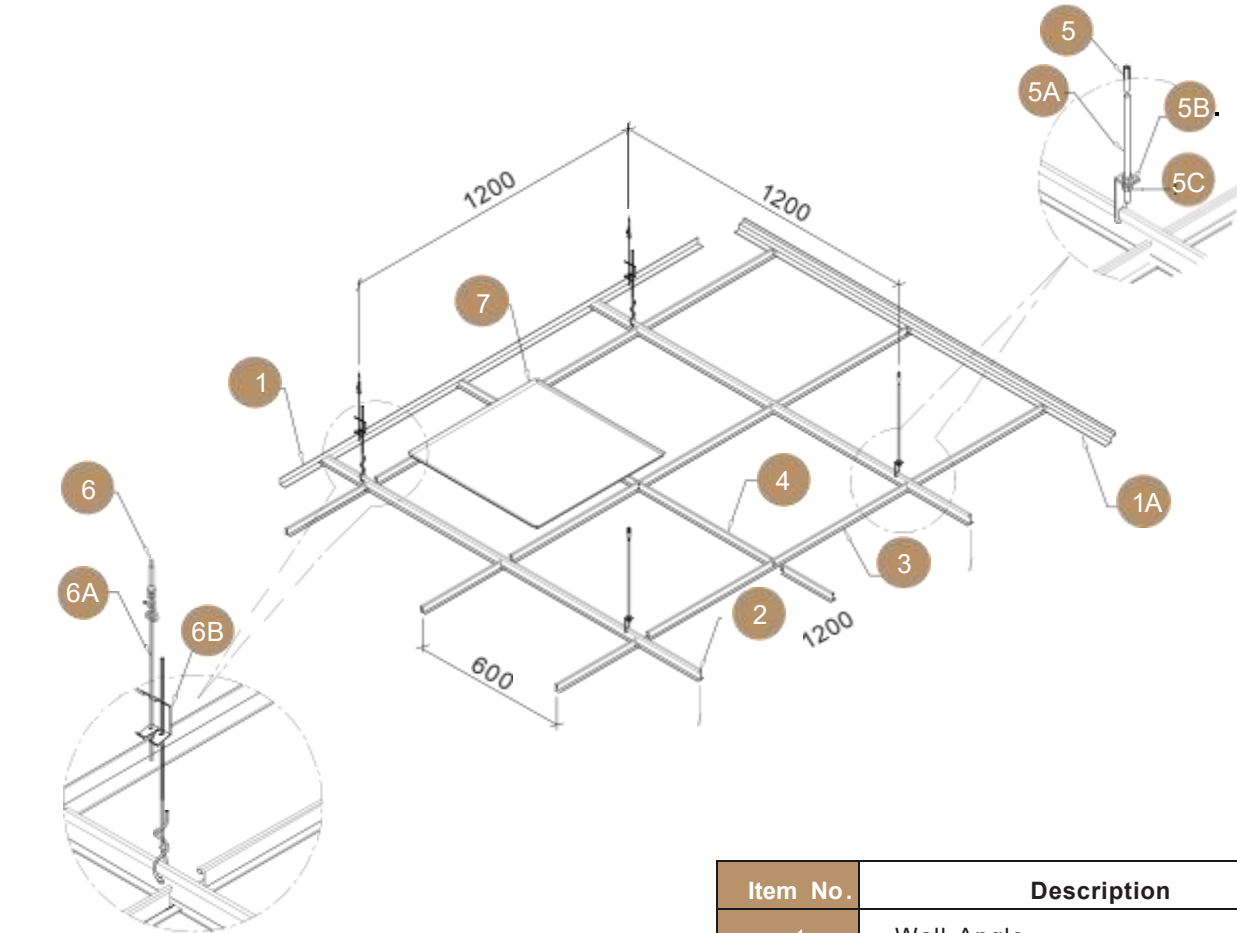
- . Aluminium thickness 0.50 mm 1.58 Kg / Square Meter
- . Aluminium thickness 0.60 mm 1.90 Kg / Square Meter
- . Aluminium thickness 1.00 mm 3.16 Kg / Square Meter

#### Colors

- . White: RAL 9010
- . Silver (Grey Metallic): RAL 9006
- . Other colors are available based on minimum ordering quantity.

**METAL CEILING TILES ( PLAIN, ACOUSTIC )**

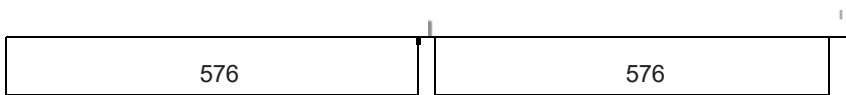
**Tegular Tile With Grid System**



Tegular Tile (590 X 590)



Tegular Tile (Recessed)



Exposed System Metric (Recessed Tile)

Item No.	Description	
1.	Wall Angle	
1A.	W Angle	
2.	Main Runner ( 12ft)	
3.	Cross Tee (4ft)	
4.	Cross Tee (2ft)	
5.	Fisher Steel 6MM	Rod System
5A.	Threaded Rod 6MM	
5B.	Tee Rod Hanger	
5C.	Nut 6MM	
6.	Ceiling Nail	Seam System
6A.	Seam	
6B.	Double Spring Clips	
7.	Metal Ceiling Tile (Tegular)	

## METAL CEILING TILES ( PLAIN, ACOUSTIC )



### Installation Guide

- . The wall angles or w angles are first fixed to the required ceiling levels.
- . The hangers (seam / rod) are then fixed to the ceiling slabs at 1200 mm c.c.
- . The main runner (12ft) are then attached to the hanger and aligned to the ceiling level required at distances of 1200 mm c.c.
- . The cross tee (4ft) are then attached to the main runner (12ft).
- . The cross tee (2ft) are attached to the cross tee (4ft).
- . The Tegular tiles are then fixed

### Tegular

The Tegular panel is characterized with its recessed and beveled edge which is lower than the grid system. The relief effect makes it possible to obtain aesthetic solutions at low cost.

### Technical Properties

#### Material & Thickness

- . Pre painted aluminium: 0.50mm 0.60 mm 1mm

#### Modulation

- . 590 X 590 mm Beveled edge

#### Grid

- . T 24mm (Metric)

#### Weight (Panel)

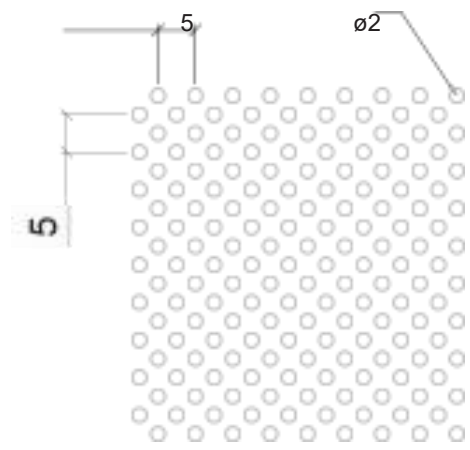
- . Aluminium thickness 0.50 mm 1 .350 Kg/ Square meter
- . Aluminium thickness 0.60 mm 1 .620 Kg/ Square meter
- . Aluminium thickness 1.00 mm 3.160 Kg/ Square meter

#### Colors


- . White: RAL 9010
- . Other colors are available based on minimum ordering quantity.

# METAL CEILING TILES ( PLAIN, ACOUSTIC )


## Perforation Detail & Pattern



Plain



Full Perforation




400X400 Perforation



## Technical Properties

### Perforation



The holes diameter is 2mm and the perforated area cover 25% .Standard version panels can be supplied with an unperforated area of 10 mm (full perforated). Panels are also available with unperforated area of 100 mm (400 X 400 mm perforated area).

### Acoustical Absorption:



Metalpanels can be supplied with an acoustical felt on the back to improve sound absorption alternatively, it is possible to install mineral wool sheets protected by black polyethylene behind the panel .

### Humidity



Metal panels are suitable for areas with high relative humidity levels and thermal changes , maintaining their dimensional stability even in adverse conditions .

### Additional Information



All metal panel ceilings offer a flexible integration of false ceiling accessories such as lights , ventilation sprinklers , smoke detectors and suspended sign

### Light Reflection



Light reflectance is estimated at >85% for white unperforated panels .

The standard brightness is 20 gloss.

### Painting



Aluminium panels are Pre painted with primer and polyester paint. Panels are also available with powder coating .